



Acme Sanitary Ware Co Ltd

Acme Building, 22-28 Nanking Street, Kowloon, Hong Kong



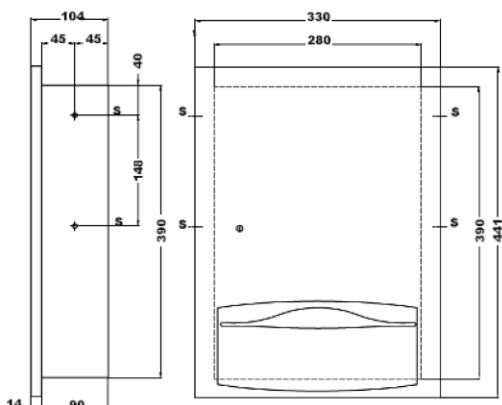
Tel: 2388 7171 Fax: 2710 8012

E-mail: acme@acmesanitary.com.hk

Website: www.acmesanitaryware.com.hk

PROJECT		REF		REV	ITEM CODE	
LOCATION		DATE			PAGE	

SANITARY WARE SPECIFICATION SHEET

Item Descriptions	Mediclinics (Spain) paper towel dispenser, stainless steel, satin finish.	<div>Illustration/ Drawing</div> <div></div> <div></div>
Dimensions	L330 x W104 x H441 mm	
Model	DTE0020CS	
Material/ Finish	Stainless Steel/ Satin Finish	
Manufacturer	Mediclinics, S.A. (Spain)	
Supplier	Acme Sanitary Ware Co. Ltd Mr. Eric Wong/ Mr. Don Yuen	
Contact Tel/Fax	(852) 2388-7171 / (852) 2710-8012	
E-mail	acme@acmesanitary.com.hk	
Website	www.acmesanitary.com.hk	
General Description <ul style="list-style-type: none">· Recessed paper towel dispenser made in stainless steel AISI 304 shall hold and dispense approximately 200-400 units of paper towels.· The stainless steel AISI 304 construction protects the product against rust and ensures quality and longevity.· Robust and vandal-resistant, these dispensers are designed to be installed in any type of public washroom. Models for a more efficient use of the paper and suitable for different washroom environments: gymnasiums, sports centers, hospitals and health centers, hotels and similar type installations.· This paper towel dispenser is supplied with a lock and special key for opening and screws. These dispensers are especially designed so that the paper can be easily		<div></div>
Components & materials <ul style="list-style-type: none">· DTE0020CS: Stainless steel satin finish.· CABINET: made in stainless steel AISI 304, 0.8 mm thick with a 30.6 mm wide perimeter trim to lay flat against wall or partition and shall have no exposed fastening devices. Towel dispensing slot shall have a fully hemmed-in rolled edge for snag-free dispensing and user safety.· DOOR: made in stainless steel AISI 304, 0.8 mm thick, formed from one-piece with no sharp edges, welding or open seams on face. Door shall be attached to the side of cabinet with stainless steel piano hinge and shall be held closed with lock· Structural assembly of all components shall be of spot welded construction.		
MOUNTING RECOMMENDED HEIGHTS DISTANCE FROM THE FLOOR <p>115-145 cm at lower point (usual mounting) // 70-105 cm at lower point (for the handicapped). Secure with stainless steel screws at points indicated by an S (see upper figure).</p>		
Technical Specifications		
Cabinet & door thickness		0,8 mm
Net weight		4.2 Kg
Capacity		200-400 u.

Note:

* All information of the above is the reference only. No prior notice is made if any changes.

Source: Mediclinics, S.A.

